




# DELEGATE INSTRUCTION TECHNIQUES

## Duplets & Clusters

### 4, 5, & 6 Clusters And Puff Balls


#### Duplet

Air inflate and size two latex balloons, then tie them closely together into a duplet.



#### 4-balloon Cluster


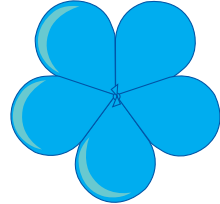
Air inflate two duplets. Twist the two duplets together, making sure the knots remain in the centre.



#### 5-balloon Cluster


**First method:** Air inflate two duplets and twist them together, making sure the knots remain in the centre. Air inflate a single latex balloon, pull it firmly into the cluster and tie it to one of the necks of another balloon in your cluster.

**Second method:** Air inflate two duplets. Air inflate a fifth balloon and tie into one duplet. Twist together to make a 5-balloon cluster.



#### 6-balloon Cluster

Air inflate three duplets and twist them together, making sure the knots remain in the centre.



#### Puff Ball (Or Topiary)

Air inflate and size two latex balloons, and then tie them loosely together into a duplet. Repeat this step five more times. Twist the six duplets one by one into a cluster, making sure to keep your centre constant.

[qualatex.com](http://qualatex.com)

More ideas and instructions are available to professionals at "Instruction Sheets," "Balloon Ideas," and "Balloon Images" on [qualatex.com](http://qualatex.com).